



1. Introduction

This sales manual is the most efficient tool for pitching the ATEO series and highlight the relevance and potential of the design wall speakers. By focusing on simplicity, you can experience in less than 5 minutes why the ATEO wall speakers distinguish themselves in the market, in which applications the ATEO is used best and why the ATEO speakers add value to the AUDAC range.

2. What

The extraordinary ATEO design wall loudspeakers are especially designed for a wide variety of fixed install indoor applications, ranging from modern residential applications to the most demanding designer applications in environments such as retail stores, pubs, restaurants or even clubs thanks to its high power components and extremely wide spread angle. The 1" dome tweeter and the 4" mid low frequency driver for the ATEO4 and the 6" for the ATEO6 ensures a true to nature, high fidelity reproduction of music and speech. The family also contains a smaller brother called the ATEO2 of which the sound originates from a 2" aluminium cone driver which provides a full range, warm and detailed sound which is exceptional for its size.

3. Why

Sound Quality

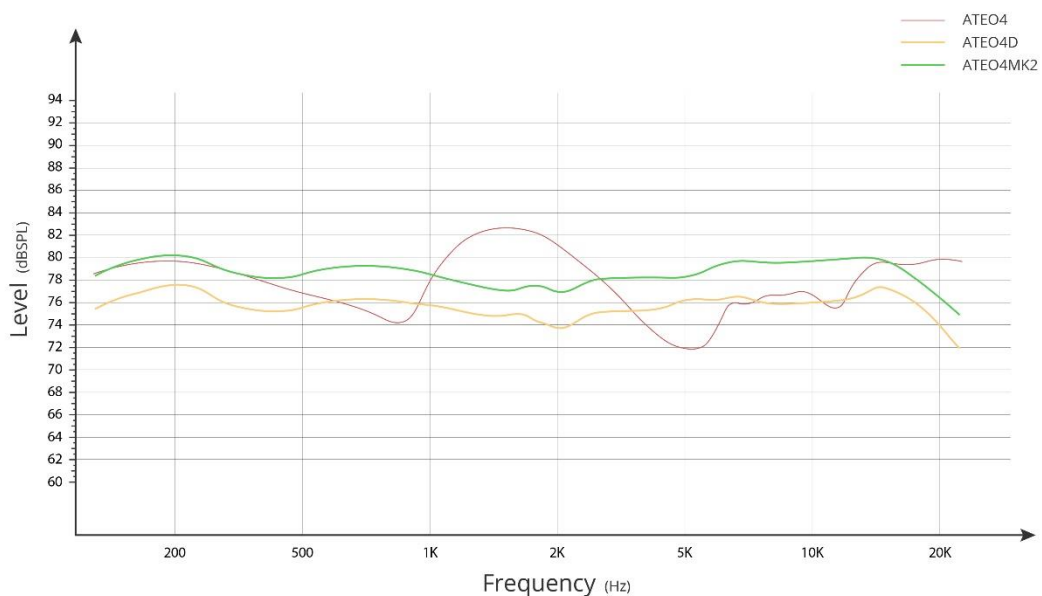


As we strive for acoustical perfection within our loudspeaker range, we have developed a MK2 version of the ATEO4 series with an improved cross over. This advancement ensures an ultra-flat frequency response that is exceptional in the fixed installation market



ATEO4 series frequency response

Overview MK1, D-versions & MK2





Clevermount™ innovation

- ▶ The connection of the ATEO 4 & 6 loudspeakers simply happens by attaching the included wall plate to your desired location and wiring the cables to this wall plate. The Clevermount™ innovation ensures there is no need of any wired cabling while the connection is done by just sliding the loudspeaker cabinet into the bracket.
- ▶ With the help of the easy two part installation, the installer has both hands free to make the connection and installation as safe as possible while there is no need for a second person.
- ▶ Thanks to the ingenious mounting system, there is no risk of the speaker sagging after a while. Not even when it's exposed to vibrations, weight or the test of time.
- ▶ Due to the simple mounting slide system, Clevermount™ innovation, the ATEO 4 & 6 loudspeaker can easily be taken off during paint or maintenance work.

ClickMount™ innovation

- ▶ With the latest addition of ClickMount™ technology featured in the ATEO2S, a true plug-and-play user-friendly installation is ensured. The professional system has the advantage of making the speaker cabinet click onto its mounting bracket either horizontally or vertically via a 6.3mm jack connector.
- ▶ Installation is done by simply mounting the ceiling bracket at the desired location and sliding the ATEO2S horizontally or vertically on the ceiling mount equipped with a 6.3mm jack connector. When you feel a click, the speaker is securely fixed in place.
- ▶ Due to its versatile bracket arm, the speaker angle can easily be adjusted, allowing the speaker to be inclined in any direction you choose.

Design




- ▶ Because the connection of the cabling is done via the bracket instead of the ATEO 4 & 6 itself, none of the corresponding cables are visible at all times.
- ▶ The mounting bracket and the loudspeaker itself are designed to flow into each other which results in one good looking entity.

Unique Placement

- ▶ Thanks to the removable logo of the ATEO 4 & 6, the loudspeaker can be placed in any horizontal or vertical direction with a simple Allen key twist. This unique feature makes the loudspeaker freely inclinable.
- ▶ The unique fastening mechanism improves the ATEO 4 & 6 stability and ensures optimal placement of the cabinet. By screwing the Allen bolt the loudspeaker will keep proudly its position and prevents the loudspeaker from falling off.
- ▶ The Clevermount™ designed mounting system on the front of the loudspeaker guarantees the perfect inclination of the ATEO 2, 4 & 6 wall speaker. This allows the installer to have a complete perspective over the loudspeaker while adjusting the direction.
- ▶ The ATEO2S brings even more versatility to the table regarding placement options. Its ClickMount™ technology allows the speaker to be mounted in ceiling corners with ease, making it a true click and play solution.



Versatile application

-  The launch of the ATEO D and versions has completed the ATEO family and is now even more versatile in its use. The 16 ohm versions are available for the ATEO 2, 2S, 4 & 6 and offer a simple solution in which you can connect up to 4 speakers in parallel to a 4 ohm amplifier, while the ATEO 4 & 6 contain a 100V line transformer so it can be used in larger projects as well.
-  The ATEO2 is the ultra-compact model which is designed to amaze its audience. Thanks to its 2" aluminium cone driver the extraordinary loudspeaker produces full range, warm and smooth detailed sound which is exceptional for its size.
-  The ATEO2S retains all the strengths that the ATEO2 is known for. Its ClickMount™ technology further improves its versatility, making the speaker an ideal fit for various small and medium sized applications.



4. Where



BARS AND RESTAURANTS



RESIDENTIAL



CORPORATE



RETAIL

The ATEO series can offer an outstanding background music experience in small and medium sized applications like retail stores, bars and restaurants. Its stunningly designed and elegant looking ABS enclosure ensure that the loudspeaker may be seen in every kind of application.





5. Complete solution

At AUDAC we strongly believe in offering a total solution in which results the complete ATEO family is combinable with a wide range of amplifiers and bass cabinets. The SONA2.5 perfectly reflects this identity where the ATEO4 loudspeakers are combined with an active NOBA8 bass cabinet. This well-balanced combination of innovative sound products provides a stunning and elegant design whilst delivering a sound experience that will live its listeners stunned.

The optional CMA cluster mounting system allows to assembly 2 or 4 ATEO4 or ATEO6 to any open ceiling. This solution is especially designed for applications in large open indoor spaces where a uniform sound dispersion in all directions is required.

The WMA series incline bracket are especially designed for the ATEO speaker series. These brackets add an extra 30° angle to the already existing incline angle of ATEO speakers. This bracket opens the possibility the place the speaker horizontally or vertically in an angle up to 60° and ensure a perfect sound experience. The bracket extends the CleverMount™ technology by complimenting the flow from the speaker cabinet to its bracket and maintain the ease for installing the loudspeaker in one good-looking entity.

