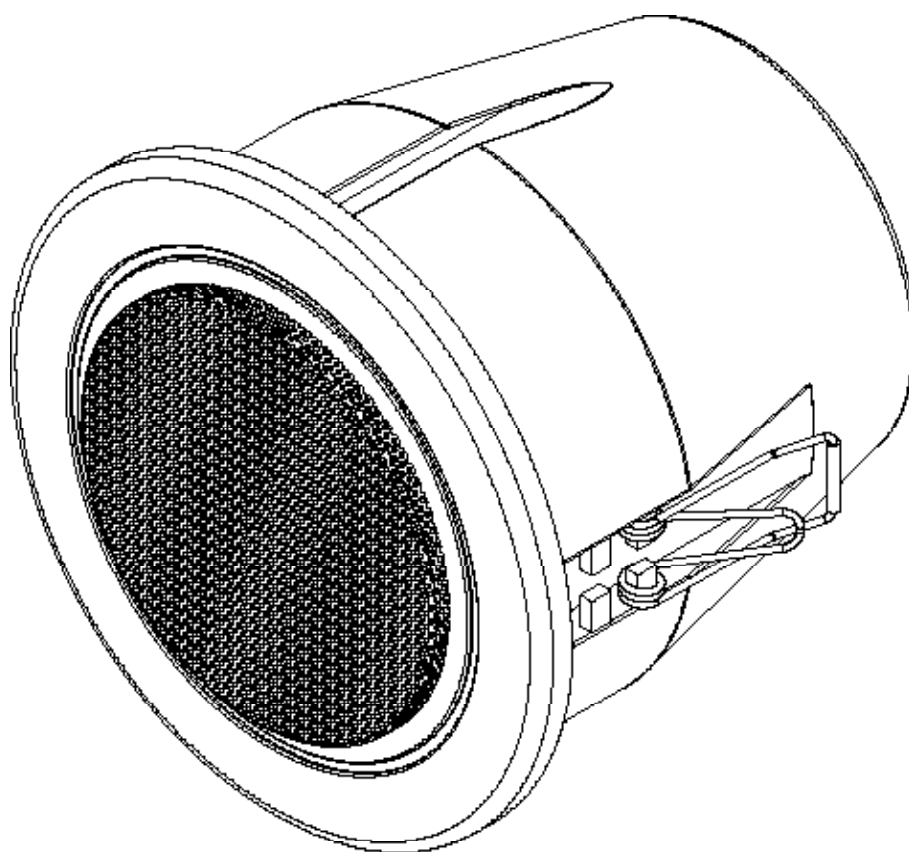


# **AWP06**



#### **ADDITIONAL INFORMATION**

This manual is put together with much care, and is as complete as could be on the publication date. However, updates on the specifications, functionality or software may have occurred since publication. To obtain the latest version of both manual and software, please visit the Audac website @ [www.audac.eu](http://www.audac.eu).



# Table of contents

---



<b>Introduction</b>	<b>05</b>
Waterproof ceiling speaker .....	05
<b>Precautions</b>	<b>06</b>
<b>Chapter 1</b>	<b>08</b>
Installation .....	08
Connections .....	09
<b>Technical specifications</b>	<b>010</b>
<b>Notes</b>	<b>011</b>



## Waterproof ceiling speaker

The AWP06 is a waterproof ceiling speaker with a power of 6 Watt, which meets the IP65 standard. It is designed to be used in a wide variation of in- and outdoor applications and damp locations and features a 4" loudspeaker. Due to its wide smooth frequency response and high efficiency, it ensures high-fidelity music reproduction and intelligible speech at very low distortion. It can be used in 8 Ohm low impedance systems, or in 100V PA systems with power taps for 6W, 3W and 1.5W.

## READ FOLLOWING INSTRUCTIONS FOR YOUR OWN SAFETY

ALWAYS KEEP THESE INSTRUCTIONS. NEVER THROW THEM AWAY

ALWAYS HANDLE THIS UNIT WITH CARE

HEED ALL WARNINGS

FOLLOW ALL INSTRUCTIONS

USE ONLY THE CORRECT AMPLIFIER OUTPUT VOLTAGE AND IMPEDANCE, EXCEEDING THESE LIMITS COULD CAUSE FIRE OR OTHER FAILURES

AVOID EXPLOSIONS: DO NOT USE THE SPEAKER AROUND GASOLINE, THINNER OR OTHER COMBUSTIBLES

ONLY INSTALL THE SPEAKER IN LOCATIONS THAT CAN STRUCTURALLY SUPPORT THE WEIGHT OF THE SPEAKER. NOT DOING THIS MAY RESULT IN THE SPEAKER FALLING DOWN

DO NOT USE ANY OTHER METHOD THAN SPECIFIED TO MOUNT THE SPEAKER. IF EXTREME FORCE IS APPLIED TO THE SPEAKER, IT COULD FALL DOWN

AVOID MOUNTING THE SPEAKER IN LOCATIONS EXPOSED TO CONSTANT VIBRATIONS. THE MOUNTING POINTS CAN BE DAMAGED BY EXCESSIVE VIBRATION, POTENTIALLY CAUSING THE SPEAKER TO FALL DOWN

ATTACH A SAFETY WIRE TO THE SPEAKER WHEN IT IS MOUNTED HIGH ABOVE THE GROUND. FAILURE IN DOING SO COULD CAUSE THE SPEAKER TO FALL DOWN FOR ANY REASON

NO NAKED FLAME SOURCES, SUCH AS LIGHTED CANDLES, SHOULD BE PLACED ON THE APPARATUS

DO NOT INSTALL THIS UNIT NEAR ANY HEAT SOURCES SUCH AS RADIATORS OR OTHER APPARATUS THAT PRODUCE HEAT

ONLY USE ATTACHMENTS & ACCESSORIES SPECIFIED BY THE MANUFACTURER

DO NOT OPERATE THE SPEAKER FOR AN EXTENDED PERIOD OF TIME AT DISTORTED SOUND. THIS COULD CAUSE (IRREPARABLE) DAMAGE TO THE SPEAKER.

DO NOT STAND OR SIT ON, NOR HANG DOWN FROM THE SPEAKER, AS THIS MAY CAUSE FAILURE OF THE SPEAKER.

## CAUTION

The symbols shown are internationally recognized symbols that warn about potential hazards of electrical products. The lightning flash with arrow point in an equilateral triangle means that the unit contains dangerous voltages. The exclamation point in an equilateral triangle indicates that it is necessary for the user to refer to the users manual.



These symbols warn that there are no user serviceable parts inside the unit. Do not open the unit. Do not attempt to service the unit yourself. Refer all servicing to qualified personnel. Opening the chassis for any reason will void the manufacturer's warranty. Do not get the unit wet. If liquid is spilled on the unit, shut it off immediately and take it to a dealer for service. Disconnect the unit during storms to prevent damage.



#### **CAUTION - SERVICING**

This product contains no user serviceable parts. Refer all servicing to qualified service personnel. Do not perform any servicing (unless you are qualified to)



#### **EC DECLARATION OF CONFORMITY**

This product conforms to all the essential requirements and further relevant specifications described in following directives: 2014/30/EU (EMC) & 2014/35/EU (LVD).



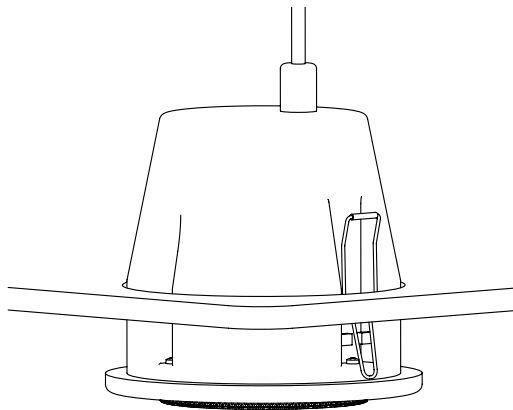
#### **WASTE ELECTRICAL AND ELECTRONIC EQUIPMENT (WEEE)**

The WEEE marking indicates that this product should not be disposed with regular household waste at the end of its life cycle. This regulation is created to prevent any possible harm to the environment or human health.

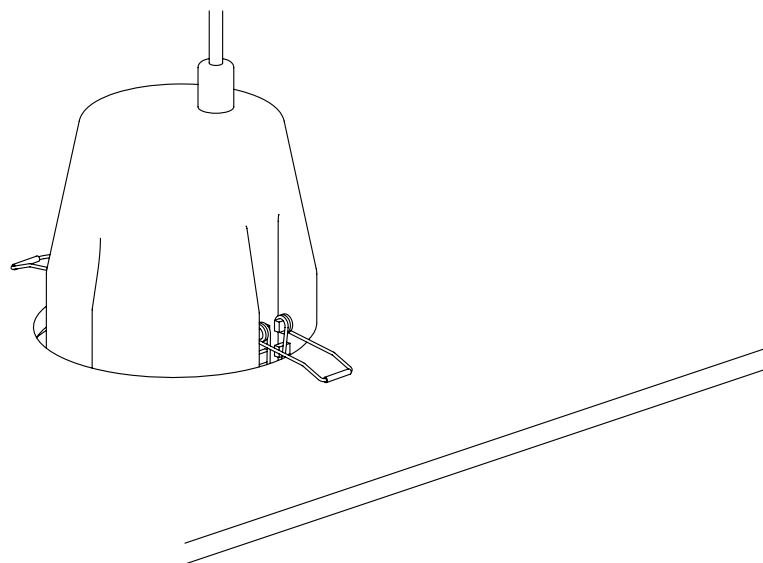
This product is developed and manufactured with high quality materials and components which can be recycled and/or reused. Please dispose this product at your local collection point or recycling centre for electrical and electronic waste. This will make sure that it will be recycled in an environmentally friendly manner, and will help to protect the environment in which we all live.

## Installation

- 1) Make a hole with a diameter of 125 mm. This is very easy when you use the carton that is inside the box.
- 2) Place the speaker in the designated position with both the double springs in an upright position as shown in the image below. Install the unit only in a ceiling made of strong material so that the mounting springs don't damage the ceiling. For weak ceiling panels you can use a wooden plank to the ceiling in which you can make the mounting hole.



- 3) When the speaker is mounted, push both springs downwards to lock the speaker in place. Once the springs are pushed down, the speaker will place itself properly in line with the panel. In this image the AWP06 speaker is locked tightly and ready for use.





## Connections

- 1) Be sure that you use the following polarities for your speaker cable, when using several speakers in the same location:

Red: Negative or common

Black: Positive

- 2) The total rated input of all connected speakers may not exceed the amplifiers output.

# Technical specifications



Continuous power (AES)		6 Watt
Max power		10 Watt
Impedance		8 Ohm
Sensitivity (1W / 1m)		91 dB
Sound pressure (Max W/1m)		95 dB
Frequency response ( $\pm 3$ dB)		100 Hz - 15 kHz
Driver		4"
IP Rating		65
Line Transformer Tappings	1	6 W / 1666 Ohm
	2	3 W / 3333 Ohm
	3	1.5 W / 6666 Ohm
Dimensions ( $\varnothing$ x D)		140 x 148.5 mm
Built-in depth		148.5 mm
Cut-out measurement		125 mm ( $\varnothing$ )
Weight		0.79 kg
Operating temperature		-20°C ~ 60°C
Construction		ABS
Colours		White (RAL9010)

# Notes





---

Discover more on [audac.eu](https://audac.eu)